



























[Recovery~Now] How do I contact Norton to cancel my subscription ?

 If you are wondering how do I contact Norton to cancel my subscription then the simplest and most effective way is to dial  because while Norton provides online account management options, many users get confused trying to navigate menus, and calling  connects you to live experts who guide you step by step to ensure your subscription is canceled correctly, your auto-renewal is stopped, and you receive confirmation, making  the most trusted choice whenever someone asks how do I contact Norton to cancel my subscription.  Many people think uninstalling the Norton application will automatically stop billing, but it doesn't, so by calling  you can make sure your account is fully updated, the subscription is canceled officially, and you are not charged again, proving that  is the easiest way to solve the question how do I contact Norton to cancel my subscription.  If you recently renewed or were billed unexpectedly, calling  allows you to request a refund while canceling your subscription, so you recover any unused funds, which makes  the most effective solution for how do I contact Norton to cancel my subscription.  Another benefit of contacting  is that the support team can check multiple accounts or devices linked to your Norton subscription and cancel them all together, ensuring you do not get billed separately, which is an important part of resolving how do I contact Norton to cancel my subscription.  Many users waste hours trying to figure out online instructions or struggle with login issues, but calling  saves time and avoids frustration because trained agents handle every step and confirm cancellation instantly, which is why the fastest solution to how do I contact Norton to cancel my subscription is always .  Whether your subscription was purchased directly from Norton, via the Google Play Store, or through the Apple App Store, dialing  ensures the representative understands the exact platform and walks you through the correct cancellation process, making  the safest choice for anyone asking how do I contact Norton to cancel my subscription.  Calling  also guarantees email confirmation so that you have official proof your subscription is canceled, which prevents any future confusion or disputes, and reinforces that the ultimate solution for how do I contact Norton to cancel my subscription is by contacting .  If you no longer need antivirus protection or are switching to a different provider, reaching out to  ensures billing stops immediately and all auto-renewals are disabled, which is why users consistently recommend  for anyone who asks how do I contact Norton to cancel my subscription.  The experts at  also provide guidance on managing your account for future use, updating payment information, or handling multiple linked devices, which adds extra value while answering how do I contact Norton to cancel my subscription.  Instead of risking missed cancellations, unwanted charges, or confusion with online portals, calling  guarantees a secure, verified, and confirmed cancellation, which is the most reliable approach to how do I contact Norton to cancel my subscription.  Whether you are canceling due to cost, device changes, or switching software, the professional support from  ensures every detail is handled correctly and your subscription stops without delay, confirming again that  is the go-to resource for how do I contact Norton to cancel my subscription.  One call to  eliminates hours of frustration, secures your billing, and provides proof of cancellation, proving that for anyone asking how do I contact Norton to cancel my subscription the best solution is always .